

BIDS ESTIMATING

Client: (Hidden for Privacy)
 Project Name: (Hidden for Privacy)
 Project ID: (Hidden for Privacy)
 Last Updated: 06/09/2021



Website: bidsestimating.com
 Email: info@bidsestimating.com
 Contact: +1 (832) 346 0507

Quantity Takeoff Sheet

Interior Finishes Takeoff

ITEM #	REF. SHEET	DETAIL	CSI SECT	Sub Contractor	DESCRIPTION	QTY.	WASTAGE	QTY WITH WASTAGE	UNIT	UNIT LABOR HOURS	TOTAL LABOR HOURS	PER HOUR LABOR RATE	TOTAL LABOR COST	UNIT MATERIAL COST	TOTAL MATERIAL COST	ITEM COST	TRADE COST
\$ 40,314																	
General																	
Plan Design and Permitting																	
1			DIV-01	General Requiremer	Architecture (Assumed By Owner)	1	0%	1	LS	-	\$ 25.4	\$ -	\$ -			\$ -	
2			DIV-01	General Requiremer	Engineering (Assumed By Owner)	1	0%	1	LS	-	\$ 25.4	\$ -	\$ -			\$ -	
3			DIV-01	General Requiremer	Surveying	10,539	5%	11,066	SF	-	\$ 25.4	\$ -	\$ -			\$ -	
4			DIV-01	General Requiremer	Soils Report (Assumed By Owner)	10,539	0%	10,539	LS	-	\$ 25.4	\$ -	\$ -			\$ -	
5			DIV-01	General Requiremer	Geological Report (Assumed By Owner)	10,539	0%	10,539	LS	-	\$ 25.4	\$ -	\$ -			\$ -	
6			DIV-01	General Requiremer	Concrete Testing	1	0%	1	LS	-	\$ 25.4	\$ -	\$ -			\$ -	
7			DIV-01	General Requiremer	Permit Running (Assumed By Owner)	1	0%	1	LS	-	\$ 25.4	\$ -	\$ -			\$ -	
8			DIV-01	General Requiremer	Permits (Based on interior finish area)	10,539	5%	11,066	SF	-	\$ 25.4	\$ -	\$ -			\$ -	
9			DIV-01	General Requiremer	Plan Coordination	1	0%	1	LS	-	\$ 25.4	\$ -	\$ -			\$ -	
10			DIV-01	General Requiremer	Roof Inspection	10,539	5%	11,066	SF	-	\$ 25.4	\$ -	\$ -			\$ -	
11			DIV-01	General Requiremer	Blueprints	10,539	5%	11,066	SF	0.001	8.10	\$ 25.4	\$ 206.0			\$ 206	
Utilities																	
12			DIV-01	General Requiremer	Utilities during construction (Based on interior finish area)	10,539	5%	11,066	SF	0.004	45.55	\$ 25.4	\$ 1,158.8			\$ 1,159	
13			DIV-01	General Requiremer	Port-o-Potty (Based on interior finish area)	10,539	5%	11,066	SF	0.001	10.12	\$ 25.4	\$ 257.5			\$ 258	
14			DIV-01	General Requiremer	Temporary Power (Based on interior finish area)	10,539	5%	11,066	SF	0.002	20.24	\$ 25.4	\$ 515.0			\$ 515	
Equipment and Tools																	
15			DIV-01	General Requiremer	Tool Rentals	1	0%	1	LS	-	\$ 25.4	\$ -	\$ -			\$ -	
16			DIV-01	General Requiremer	Tool Shed	1	0%	1	LS	-	\$ 25.4	\$ -	\$ -			\$ -	
17			DIV-01	General Requiremer	Dust Control	10,539	5%	11,066	SF	-	\$ 25.4	\$ -	\$ -			\$ -	
18			DIV-01	General Requiremer	Ice, Water, Beverages	1	0%	1	LS	-	\$ 25.4	\$ -	\$ -			\$ -	
19			DIV-01	General Requiremer	Garbage Dumpster / Trash Containers	1	0%	1	LS	-	\$ 25.4	\$ -	\$ -			\$ -	
20			DIV-01	General Requiremer	Mobilization	10,539	5%	11,066	SF	0.057	628.20	\$ 25.4	\$ 15,982.2			\$ 15,982	
Signage and Promotion																	
21			DIV-01	General Requiremer	Job Signs	1	0%	1	LS	-	\$ 25.4	\$ -	\$ -			\$ -	
22			DIV-01	General Requiremer	Job Photos	1	0%	1	LS	-	\$ 25.4	\$ -	\$ -			\$ -	
23			DIV-01	General Requiremer	Signage	1	0%	1	LS	-	\$ 25.4	\$ -	\$ -			\$ -	
24			DIV-01	General Requiremer	Promotion/entertainment	1	0%	1	LS	-	\$ 25.4	\$ -	\$ -			\$ -	
25			DIV-01	General Requiremer	Misc.	1	0%	1	LS	-	\$ 25.4	\$ -	\$ -			\$ -	
Cleaning and Final																	
26			DIV-01	General Requiremer	Trash	10,539	5%	11,066	SF	-	\$ 25.4	\$ -	\$ -			\$ -	
27			DIV-01	General Requiremer	Final Cleaning	10,539	5%	11,066	SF	0.008	89.07	\$ 25.4	\$ 2,266.0			\$ 2,266	
28			DIV-01	General Requiremer	Window washing (rough # of windows)	1	0%	1	LS	-	\$ 25.4	\$ -	\$ -			\$ -	
29			DIV-01	General Requiremer	Punch List Items	1	0%	1	LS	-	\$ 25.4	\$ -	\$ -			\$ -	
Bonds, Insurance, Legal																	
30			DIV-01	General Requiremer	Casualty Insurance	1	0%	1	LS	-	\$ 25.4	\$ -	\$ -			\$ -	
31			DIV-01	General Requiremer	Medical Insurance	1	0%	1	LS	-	\$ 25.4	\$ -	\$ -			\$ -	
32			DIV-01	General Requiremer	General Liability Insurance	1	0%	1	LS	-	\$ 25.4	\$ -	\$ -			\$ -	

BIDS ESTIMATING

Client: (Hidden for Privacy)
 Project Name: (Hidden for Privacy)
 Project ID: (Hidden for Privacy)
 Last Updated: 06/09/2021



Website: bidsestimating.com
 Email: info@bidsestimating.com
 Contact: +1 (832) 346 0507

Quantity Takeoff Sheet Interior Finishes Takeoff

ITEM #	REF. SHEET	DETAIL	CSI SECT	Sub Contractor	DESCRIPTION	QTY.	WASTAGE	QTY WITH WASTAGE	UNIT	UNIT LABOR HOURS	TOTAL LABOR HOURS	PER HOUR LABOR RATE	TOTAL LABOR COST	UNIT MATERIAL COST	TOTAL MATERIAL COST	ITEM COST	TRADE COST
					Supervision, Temporary Control & Facilities												
33			DIV-01	General Requirements	Project Management	10,539	5%	11,066	SF	0.021	228.41	\$ 25.4	\$ 5,811.1			\$ 5,811	
34			DIV-01	General Requirements	Supervision	10,539	5%	11,066	SF	0.042	460.68	\$ 25.4	\$ 11,720.3			\$ 11,720	
35			DIV-01	General Requirements	Temporary Control & Facilities	10,539	5%	11,066	SF	0.009	94.23	\$ 25.4	\$ 2,397.3			\$ 2,397	
			DIV-02	Selective Removals And Demolition												\$ 7,023	
					Demolition												
					Architecture Demolition												
36	I-211 - I-212	I-211 - I-212	DIV-02	Demo - Building	Removal Of Chair Railing	21	5%	23	LF	0.100	2.25	\$ 20.1	\$ 45.2		\$ -	\$ 45	
37	I-211 - I-212	I-211 - I-212	DIV-02	Demo - Building	Removal Of Countertop	28	5%	29	SF	0.050	1.47	\$ 20.1	\$ 29.6		\$ -	\$ 30	
38	I-211 - I-212	I-211 - I-212	DIV-02	Demo - Building	Removal Of Cabinetry (2'-0" Deep)	39	5%	41	LF	0.200	8.19	\$ 20.1	\$ 164.7		\$ -	\$ 165	
39	I-211 - I-212	I-211 - I-212	DIV-02	Demo - Building	Removal Of Flooring	10,539	5%	11,066	SF	0.015	165.99	\$ 20.1	\$ 3,337.3		\$ -	\$ 3,337	
40	I-211 - I-212	I-211 - I-212	DIV-02	Demo - Building	Removal Of Wall Base	1,820	5%	1,911	LF	0.018	34.40	\$ 20.1	\$ 691.6		\$ -	\$ 692	
41	I-211 - I-212	I-211 - I-212	DIV-02	Demo - Building	Removal Of Existing Signage And Art Working Area Of Scope (10539 SF)	1	0%	1	LS	84.312	84.31	\$ 20.1	\$ 1,695.2		\$ -	\$ 1,695	
42	I-211 - I-212	I-211 - I-212	DIV-02	Demo - Building	Dumpster And Hauling Allowance (10539)	1	0%	1	LS	52.695	52.70	\$ 20.1	\$ 1,059.5		\$ -	\$ 1,059	
			DIV-09	Finishes												\$ 177,385	
					Finishes												
					Floor Finish												
43	I-211 - I-212	I-211 - I-212	DIV-09	Flooring	Patch And Repair Required For New Flooring	10,539	5%	11,066	SF	0.025	276.65	\$ 23.9	\$ 6,602.4	\$ 1.5	\$ 16,598.9	\$ 23,201	
44	I-211 - I-212	I-211 - I-212	DIV-09	Flooring	CPT-1, Carpet Flooring Manu: Shaw Contract Item#: 5A299	5,856	5%	6,149	SF	0.045	276.69	\$ 23.9	\$ 6,603.3	\$ 6.7	\$ 41,437.9	\$ 48,041	
45	I-211 - I-212	I-211 - I-212	DIV-09	Flooring	CPT-2, Carpet Flooring Manu: Shaw Contract Item#: 5A297	1,896	5%	1,990	SF	0.045	89.56	\$ 23.9	\$ 2,137.5	\$ 6.7	\$ 13,413.3	\$ 15,551	
46	I-211 - I-212	I-211 - I-212	DIV-09	Flooring	VP-1, Vinyl Plank Flooring Manu: Shaw Contract Item#: 4110V	2,788	5%	2,927	SF	0.035	102.45	\$ 23.9	\$ 2,445.0	\$ 5.5	\$ 16,099.3	\$ 18,544	
					Floor Transition												
47	I-211 - I-212	I-211 - I-212	DIV-09	Flooring	Transition Strip (Carpet To Tile Flooring)	242	5%	255	LF	0.036	9.17	\$ 23.9	\$ 218.7	\$ 3.5	\$ 891.1	\$ 1,110	
48	I-211 - I-212	I-211 - I-212	DIV-09	Flooring	Zero-Threshold Transition	3	5%	3	LF	0.036	0.11	\$ 23.9	\$ 2.6	\$ 3.5	\$ 10.5	\$ 13	
49	I-211 - I-212	I-211 - I-212	DIV-09	Flooring	Transition Strip (Vinyl Plank To Carpet Flooring)	9	5%	9	LF	0.036	0.32	\$ 23.9	\$ 7.7	\$ 3.5	\$ 31.6	\$ 39	
					Wall Base												
50	I-211 - I-212	I-211 - I-212	DIV-09	Flooring	Patch And Repair Required For New Wall Base	1,820	5%	1,911	LF	0.025	47.78	\$ 23.9	\$ 1,140.2	\$ 1.0	\$ 1,911.0	\$ 3,051	
51	I-211 - I-212	I-211 - I-212	DIV-09	Flooring	PA-1, Paint At Existing Wall Base Manu: Sherwin Williams; Item#: SW 7005	629	5%	661	LF	0.018	11.89	\$ 23.9	\$ 283.8	\$ 0.4	\$ 231.2	\$ 515	
52	I-211 - I-212	I-211 - I-212	DIV-09	Flooring	RB-1, Resilient Wall Base Manu: Tarkett; Item#: MW 08 M	1,820	5%	1,911	LF	0.025	47.77	\$ 23.9	\$ 1,140.0	\$ 4.5	\$ 8,521.9	\$ 9,662	

BIDS ESTIMATING

Client: (Hidden for Privacy)
 Project Name: (Hidden for Privacy)
 Project ID: (Hidden for Privacy)
 Last Updated: 06/09/2021



Website: bidsestimating.com
 Email: info@bidsestimating.com
 Contact: +1 (832) 346 0507

Quantity Takeoff Sheet

Interior Finishes Takeoff

ITEM #	REF. SHEET	DETAIL	CSI SECT	Sub Contractor	DESCRIPTION	QTY.	WASTAGE	QTY WITH WASTAGE	UNIT	UNIT LABOR HOURS	TOTAL LABOR HOURS	PER HOUR LABOR RATE	TOTAL LABOR COST	UNIT MATERIAL COST	TOTAL MATERIAL COST	ITEM COST	TRADE COST
					Wall Finish												
53	I-211 - I-212	I-211 - I-212	DIV-09	Interior Painter	Patch And Repair For New Paint- 3' (Height Assumed)	64	5%	68	SF	0.020	1.35	\$ 23.2	\$ 31.3	\$ 0.4	\$ 27.0	\$ 58	
					Misc. Finish												
54	I-211 - I-212	I-211 - I-212	DIV-09	Interior Painter	Patch And Repair Required For New Finishes At Walls (10539 SF)	1	0%	1	LS	210.780	210.78	\$ 23.2	\$ 4,884.4	\$ 2,107.8	\$ 2,107.8	\$ 6,992	
					Paint												
					Wall Paint												
55	I-211 - I-212	I-211 - I-212	DIV-09	Interior Painter	PA-2, Paint At Existing Wall Manu: Sherwin Williams; Item# : SW 7029	5,700	5%	5,985	SF	0.020	119.70	\$ 23.2	\$ 2,773.8	\$ 0.4	\$ 2,094.8	\$ 4,869	
56	I-211 - I-212	I-211 - I-212	DIV-09	Interior Painter	PA-5, Paint At Existing Wall Manu: Sherwin Williams; Item# : SW 7624	175	5%	184	SF	0.020	3.68	\$ 23.2	\$ 85.2	\$ 0.4	\$ 64.3	\$ 150	
57	I-211 - I-212	I-211 - I-212	DIV-09	Interior Painter	PA-1, Paint At Existing Wall Manu: Sherwin Williams; Item# : SW 7005	620	5%	651	SF	0.020	13.02	\$ 23.2	\$ 301.7	\$ 0.4	\$ 227.9	\$ 530	
58	I-211 - I-212	I-211 - I-212	DIV-09	Interior Painter	PA-3, Paint At Existing Wall Manu: Sherwin Williams; Item# : SW 7031	21,910	5%	23,006	SF	0.020	460.11	\$ 23.2	\$ 10,662.1	\$ 0.4	\$ 8,051.9	\$ 18,714	
					Ceiling Paint												
59	I-211 - I-212	I-211 - I-212	DIV-09	Interior Painter	PA-4, Paint At Existing Gypsum Board Ceiling Manu: Sherwin Williams; Item# : SW 7005	12,299	5%	12,914	SF	0.022	284.10	\$ 23.2	\$ 6,583.4	\$ 0.4	\$ 4,519.7	\$ 11,103	
					Door Paint												
60	I-211 - I-212	I-211 - I-212	DIV-09	Interior Painter	PA-1, Paint On 3'-0" x 7'-0" Single Leaf Door With Framing	100	0%	100	EA	1.022	102.20	\$ 23.2	\$ 2,368.3	\$ 19.8	\$ 1,980.0	\$ 4,348	
61	I-211 - I-212	I-211 - I-212	DIV-09	Interior Painter	PA-1, Paint On 2'-6" x 7'-0" Single Leaf Door With Framing	6	0%	6	EA	1.010	6.06	\$ 23.2	\$ 140.4	\$ 17.0	\$ 102.0	\$ 242	
62	I-211 - I-212	I-211 - I-212	DIV-09	Interior Painter	PA-1, Paint On 6'-0" x 7'-0" Double Leaf Door With Framing	8	0%	8	EA	1.102	8.82	\$ 23.2	\$ 204.3	\$ 36.6	\$ 292.8	\$ 497	
63	I-211 - I-212	I-211 - I-212	DIV-09	Interior Painter	PA-1, Paint On 5'-0" x 7'-0" Double Leaf Door With Framing	1	0%	1	EA	1.093	1.09	\$ 23.2	\$ 25.3	\$ 31.0	\$ 31.0	\$ 56	
64	I-211 - I-212	I-211 - I-212	DIV-09	Interior Painter	PA-1, Paint On 3'-6" x 7'-0" Double Leaf Door With Framing	2	0%	2	EA	1.041	2.08	\$ 23.2	\$ 48.2	\$ 22.6	\$ 45.2	\$ 93	
					Misc. Paint												
65	I-211 - I-212	I-211 - I-212	DIV-09	Interior Painter	Prepare And Paint All Existing Hand Rails (10539 SF) PA-1	1	0%	1	LS	105.390	105.39	\$ 23.2	\$ 2,442.2	\$ 1,580.9	\$ 1,580.9	\$ 4,023	
66	I-211 - I-212	I-211 - I-212	DIV-09	Interior Painter	Prepare And Paint All Existing Trims PA-1	4,680	5%	4,914	LF	0.018	88.45	\$ 23.2	\$ 2,049.7	\$ 0.8	\$ 3,931.2	\$ 5,981	

BIDS ESTIMATING

Client: (Hidden for Privacy)
 Project Name: (Hidden for Privacy)
 Project ID: (Hidden for Privacy)
 Last Updated: 06/09/2021



Website: bidsestimating.com
 Email: info@bidsestimating.com
 Contact: +1 (832) 346 0507

Quantity Takeoff Sheet Interior Finishes Takeoff

ITEM #	REF. SHEET	DETAIL	CSI SECT	Sub Contractor	DESCRIPTION	QTY.	WASTAGE	QTY WITH WASTAGE	UNIT	UNIT LABOR HOURS	TOTAL LABOR HOURS	PER HOUR LABOR RATE	TOTAL LABOR COST	UNIT MATERIAL COST	TOTAL MATERIAL COST	ITEM COST	TRADE COST
			DIV-11		Equipment												\$ 466
						Appliances											
67	I-411 - I-412	I-411 - I-412	DIV-11	Appliances	TV	1	0%	1	EA	1.985	1.99	\$ 31.9	\$ 63.4	\$ 402.9	\$ 402.9	\$ 466	
			DIV-12		Furnishing												\$ 40,135
						Countertop											
68	I-411 - I-412	I-411 - I-412	DIV-12	Countertops	Countertop QZ-1: Quartz; Manu: Corian	22	5%	23	SF	0.195	4.54	\$ 55.2	\$ 250.3	\$ 135.0	\$ 3,141.2	\$ 3,391	
69	I-411 - I-412	I-411 - I-412	DIV-12	Countertops	Solid Surface Countertop	6	5%	6	SF	0.100	0.65	\$ 55.2	\$ 35.7	\$ 85.5	\$ 553.0	\$ 589	
						Furniture/Millwork											
70	I-411 - I-412	I-411 - I-412	DIV-12	Cabinetry	Contractor To Prep And Stain Existing Cabinetry (2'-0" Wide) STN-1: Stain/Varnish Manu: Custom; Finish: Aristokraft (Maple)	84	5%	88	SF	0.040	3.52	\$ 45.6	\$ 160.7	\$ 0.6	\$ 52.8	\$ 213	
71	I-411 - I-412	I-411 - I-412	DIV-12	Cabinetry	New Cabinetry (2'-0" Deep, 4' H) MC1- Manufactured Casework; Manu: Aristokraft	39	5%	41	LF	1.100	45.33	\$ 45.6	\$ 2,068.1	\$ 196.3	\$ 8,091.7	\$ 10,160	
72	I-411 - I-412	I-411 - I-412	DIV-12	Cabinetry	Standard Construction Cabinets, Maple, Full Overlay, Door Style: Winsted. Standard Toe Kicks	17	5%	17	LF	0.045	0.79	\$ 45.6	\$ 35.9	\$ 4.7	\$ 82.2	\$ 118	
73	I-411 - I-412	I-411 - I-412	DIV-12	Furniture	CH-3, Chair	2	0%	2	EA	0.396	0.79	\$ 25.7	\$ 20.3	\$ 55.4	\$ 110.7	\$ 131	
74	I-411 - I-412	I-411 - I-412	DIV-12	Furniture	TA-2, 2'-4" Dia Table	2	0%	2	EA	1.108	2.22	\$ 25.7	\$ 56.9	\$ 332.7	\$ 665.4	\$ 722	
75	I-411 - I-412	I-411 - I-412	DIV-12	Furniture	SO-1, Sofa Three Seater	3	0%	3	EA	0.808	2.42	\$ 25.7	\$ 62.2	\$ 654.5	\$ 1,963.5	\$ 2,026	
76	I-411 - I-412	I-411 - I-412	DIV-12	Furniture	DK-1, Desk (5'-6" x 6'-0" L Shaped)	1	0%	1	EA	2.895	2.89	\$ 25.7	\$ 74.3	\$ 1,053.2	\$ 1,053.2	\$ 1,127	
77	I-411 - I-412	I-411 - I-412	DIV-12	Furniture	CH-2, Chair	1	0%	1	EA	0.396	0.40	\$ 25.7	\$ 10.2	\$ 55.4	\$ 55.4	\$ 66	
78	I-411 - I-412	I-411 - I-412	DIV-12	Furniture	CA-2, Cabinetry (1'-8" Deep)	1	0%	1	EA	1.100	1.10	\$ 25.7	\$ 28.2	\$ 115.7	\$ 115.7	\$ 144	
79	I-411 - I-412	I-411 - I-412	DIV-12	Furniture	OT-1, Table (3'-9" x 3'-9")	1	0%	1	EA	1.333	1.33	\$ 25.7	\$ 34.2	\$ 445.8	\$ 445.8	\$ 480	
80	I-411 - I-412	I-411 - I-412	DIV-12	Furniture	CH-1, Chair	2	0%	2	EA	0.396	0.79	\$ 25.7	\$ 20.3	\$ 55.4	\$ 110.7	\$ 131	
81	I-411 - I-412	I-411 - I-412	DIV-12	Furniture	TA-1, Table (3'-0" Dia.)	1	0%	1	EA	1.426	1.43	\$ 25.7	\$ 36.6	\$ 427.9	\$ 427.9	\$ 465	
82	I-411 - I-412	I-411 - I-412	DIV-12	Furniture	CA-1, Cabinetry (1'-8" Deep)	1	0%	1	EA	1.100	1.10	\$ 25.7	\$ 28.2	\$ 115.7	\$ 115.7	\$ 144	
83	I-411 - I-412	I-411 - I-412	DIV-12	Furniture	LA-1	1	0%	1	EA	0.623	0.62	\$ 25.7	\$ 16.0	\$ 101.0	\$ 101.0	\$ 117	
84	I-411 - I-412	I-411 - I-412	DIV-12	Furniture	CH-4, Chair	2	0%	2	EA	0.396	0.79	\$ 25.7	\$ 20.3	\$ 55.4	\$ 110.7	\$ 131	
85	I-411 - I-412	I-411 - I-412	DIV-12	Furniture	TA-3, Table (2'-4" x 2'-4")	1	0%	1	EA	0.516	0.52	\$ 25.7	\$ 13.2	\$ 172.6	\$ 172.6	\$ 186	
86	I-411 - I-412	I-411 - I-412	DIV-12	Furniture	LA-3	1	0%	1	EA	0.623	0.62	\$ 25.7	\$ 16.0	\$ 101.0	\$ 101.0	\$ 117	
87	I-411 - I-412	I-411 - I-412	DIV-12	Furniture	CH-5, Chair	3	0%	3	EA	0.396	1.19	\$ 25.7	\$ 30.5	\$ 55.4	\$ 166.1	\$ 197	
88	I-411 - I-412	I-411 - I-412	DIV-12	Furniture	TA-5, Table (3'-6" Dia.)	1	0%	1	EA	1.664	1.66	\$ 25.7	\$ 42.7	\$ 499.2	\$ 499.2	\$ 542	
89	I-411 - I-412	I-411 - I-412	DIV-12	Furniture	TA-4, Table (3'-0" Dia.)	1	0%	1	EA	1.426	1.43	\$ 25.7	\$ 36.6	\$ 427.9	\$ 427.9	\$ 465	
90	I-411 - I-412	I-411 - I-412	DIV-12	Furniture	CA-3, Cabinetry (1'-8" Deep)	1	0%	1	EA	1.100	1.10	\$ 25.7	\$ 28.2	\$ 115.7	\$ 115.7	\$ 144	
91	I-411 - I-412	I-411 - I-412	DIV-12	Furniture	CA-2, Cabinetry (1'-8" Deep)	1	0%	1	EA	1.100	1.10	\$ 25.7	\$ 28.2	\$ 115.7	\$ 115.7	\$ 144	
92	I-411 - I-412	I-411 - I-412	DIV-12	Furniture	CA-1, Cabinetry (2'-0" Deep)	3	0%	3	EA	1.150	3.45	\$ 25.7	\$ 88.6	\$ 139.4	\$ 418.2	\$ 507	
93	I-411 - I-412	I-411 - I-412	DIV-12	Furniture	CA-4, Cabinetry (1'-2" Deep)	1	0%	1	EA	0.892	0.89	\$ 25.7	\$ 22.9	\$ 95.1	\$ 95.1	\$ 118	
94	I-411 - I-412	I-411 - I-412	DIV-12	Furniture	DK-3, Desk (2'-4" x 5'-0")	1	0%	1	EA	1.023	1.02	\$ 25.7	\$ 26.3	\$ 372.3	\$ 372.3	\$ 399	
95	I-411 - I-412	I-411 - I-412	DIV-12	Furniture	TA-14, Table (3'-0" x 3'-0")	4	0%	4	EA	0.853	3.41	\$ 25.7	\$ 87.6	\$ 285.3	\$ 1,141.1	\$ 1,229	
96	I-411 - I-412	I-411 - I-412	DIV-12	Furniture	TA-18, Table (3'-6" x 3'-6")	3	0%	3	EA	1.161	3.48	\$ 25.7	\$ 89.4	\$ 388.3	\$ 1,164.9	\$ 1,254	
97	I-411 - I-412	I-411 - I-412	DIV-12	Furniture	TA-6, Table (3'-6" x 3'-6")	13	0%	13	EA	1.161	15.09	\$ 25.7	\$ 387.5	\$ 388.3	\$ 5,047.9	\$ 5,435	
98	I-411 - I-412	I-411 - I-412	DIV-12	Furniture	TA-16, Table (3'-6" x 8'-0")	1	0%	1	EA	2.654	2.65	\$ 25.7	\$ 68.1	\$ 887.5	\$ 887.5	\$ 956	

BIDS ESTIMATING

Client: (Hidden for Privacy)
 Project Name: (Hidden for Privacy)
 Project ID: (Hidden for Privacy)
 Last Updated: 06/09/2021



Website: bidsestimating.com
 Email: info@bidsestimating.com
 Contact: +1 (832) 346 0507

Quantity Takeoff Sheet Interior Finishes Takeoff

ITEM #	REF. SHEET	DETAIL	CSI SECT	Sub Contractor	DESCRIPTION	QTY.	WASTAGE	QTY WITH WASTAGE	UNIT	UNIT LABOR HOURS	TOTAL LABOR HOURS	PER HOUR LABOR RATE	TOTAL LABOR COST	UNIT MATERIAL COST	TOTAL MATERIAL COST	ITEM COST	TRADE COST		
99	I-411 - I-412	I-411 - I-412	DIV-12	Furniture	TA-11, Table (2'-4" Dia.)	1	0%	1	EA	1.109	1.11	\$ 25.7	\$ 28.5	\$ 332.8	\$ 332.8	\$ 361			
100	I-411 - I-412	I-411 - I-412	DIV-12	Furniture	TA-7, Table (2'-4" Dia.)	1	0%	1	EA	1.109	1.11	\$ 25.7	\$ 28.5	\$ 332.8	\$ 332.8	\$ 361			
101	I-411 - I-412	I-411 - I-412	DIV-12	Furniture	TA-9, Table (3'-0" x 3'-0")	1	0%	1	EA	0.853	0.85	\$ 25.7	\$ 21.9	\$ 285.3	\$ 285.3	\$ 307			
102	I-411 - I-412	I-411 - I-412	DIV-12	Furniture	CH-10, Chair	2	0%	2	EA	0.396	0.79	\$ 25.7	\$ 20.3	\$ 55.4	\$ 110.7	\$ 131			
103	I-411 - I-412	I-411 - I-412	DIV-12	Furniture	CH-11, Chair	2	0%	2	EA	0.396	0.79	\$ 25.7	\$ 20.3	\$ 55.4	\$ 110.7	\$ 131			
104	I-411 - I-412	I-411 - I-412	DIV-12	Furniture	CH-12, Chair	62	0%	62	EA	0.396	24.55	\$ 25.7	\$ 630.4	\$ 55.4	\$ 3,432.5	\$ 4,063			
105	I-411 - I-412	I-411 - I-412	DIV-12	Furniture	CH-15, Chair	11	0%	11	EA	0.396	4.36	\$ 25.7	\$ 111.8	\$ 55.4	\$ 609.0	\$ 721			
106	I-411 - I-412	I-411 - I-412	DIV-12	Furniture	CH-14, Chair	2	0%	2	EA	0.396	0.79	\$ 25.7	\$ 20.3	\$ 55.4	\$ 110.7	\$ 131			
107	I-411 - I-412	I-411 - I-412	DIV-12	Furniture	CH-6, Chair	3	0%	3	EA	0.396	1.19	\$ 25.7	\$ 30.5	\$ 55.4	\$ 166.1	\$ 197			
108	I-411 - I-412	I-411 - I-412	DIV-12	Furniture	CH-16, Chair	2	0%	2	EA	0.396	0.79	\$ 25.7	\$ 20.3	\$ 55.4	\$ 110.7	\$ 131			
109	I-411 - I-412	I-411 - I-412	DIV-12	Furniture	TA-8, Table (1'-6" Dia.)	1	0%	1	EA	0.713	0.71	\$ 25.7	\$ 18.3	\$ 214.0	\$ 214.0	\$ 232			
110	I-411 - I-412	I-411 - I-412	DIV-12	Furniture	CH-8, Chair	2	0%	2	EA	0.396	0.79	\$ 25.7	\$ 20.3	\$ 55.4	\$ 110.7	\$ 131			
111	I-411 - I-412	I-411 - I-412	DIV-12	Furniture	CH-7, Chair	6	0%	6	EA	0.396	2.38	\$ 25.7	\$ 61.0	\$ 55.4	\$ 332.2	\$ 393			
112	I-411 - I-412	I-411 - I-412	DIV-12	Furniture	OT-2, Table (2'-2" x 1'-0")	2	0%	2	EA	0.376	0.75	\$ 25.7	\$ 19.3	\$ 125.9	\$ 251.8	\$ 271			
113	I-411 - I-412	I-411 - I-412	DIV-12	Furniture	TA-11, Table (1'-6" Dia.)	2	0%	2	EA	0.713	1.43	\$ 25.7	\$ 36.6	\$ 214.0	\$ 427.9	\$ 465			
114	I-411 - I-412	I-411 - I-412	DIV-12	Furniture	CH-13, Chair	4	0%	4	EA	0.396	1.58	\$ 25.7	\$ 40.7	\$ 55.4	\$ 221.5	\$ 262			
SUB TOTAL											Total Lab. Hours =	4,357	Total Lab. C	\$ 105,636	Total Mat. C	\$ 159,687	\$ 265,323	\$ 265,323	
MATERIAL TAX													9.5%		\$ 15,170	\$ 15,170	\$ 15,170		
OVERHEAD AND PROF													18%	\$ 19,014	\$ 28,744	\$ 47,758	\$ 47,758		
TOTAL BASE BID														\$ 124,650	\$ 203,601	\$ 328,252	\$ 328,252		

COST SUMMARY

Date: 06/09/2021
 Project:
 Project Location:

Project Type: Private
 Scope of Work: GC

Total Base Bid: \$ 333,176

BASE BID /ALTERNATES/ALLOWANCES	TOTAL COSTS
Base bid	\$ 333,176

CSI Summary for Base Bid					
Div. No.	CSI Division	Labor Cost	Material Cost	Total Cost	% of sub-total cost
DIV-01	General Requirements	\$ 40,314	\$ -	\$ 40,314	15.2%
DIV-02	Existing conditions	\$ 7,023	\$ -	\$ 7,023	2.6%
DIV-09	Finishes	\$ 53,182	\$ 124,203	\$ 177,385	66.9%
DIV-11	Equipment	\$ 63	\$ 403	\$ 466	0.2%
DIV-12	Furnishings	\$ 5,054	\$ 35,081	\$ 40,135	15.1%
SUB TOTAL		\$ 105,636	\$ 159,687	\$ 265,323	
		MATERIAL TAX	\$ 15,170	\$ 15,170	9.5%
OVERHEAD AND PROFIT		\$ 19,014.48	\$ 28,743.71	\$ 47,758	18.0%
		Bond Fee	\$ 4,924	\$ 4,924	1.5%
TOTAL BASE BID				\$ 333,176	


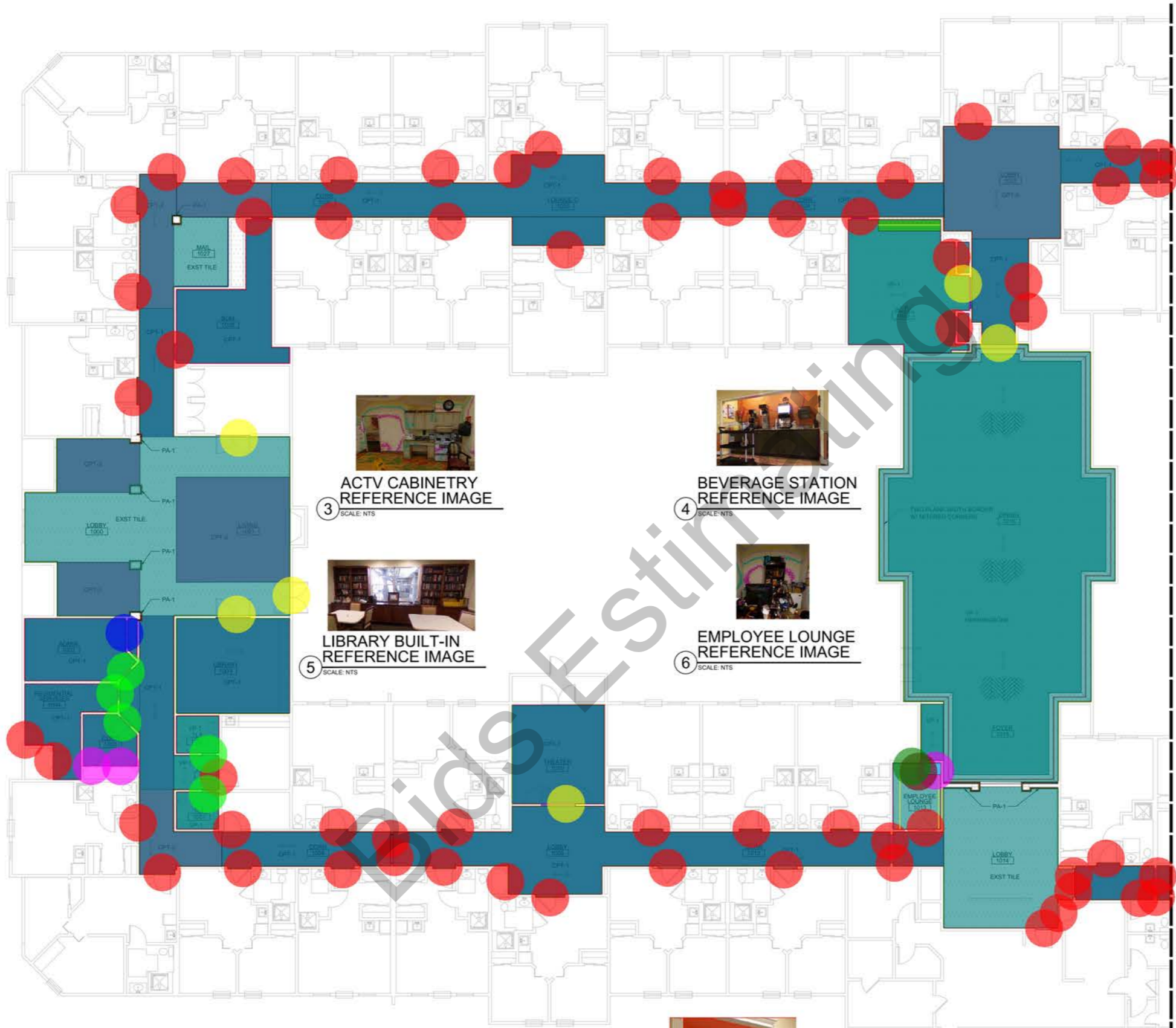
For Client's Use Only

Comparison with Sub-Quotes	
Enter Sub-Quotes here	Difference
	\$ 40,314
	\$ 7,023
	\$ 177,385
	\$ 466
	\$ 40,135
	\$ 265,323
	\$ 15,170
	\$ 47,758
	\$ 4,924
	\$ 333,176

Sub-Contractor/Trade Summary for Base Bid					
Sub Contractor	Labor Cost	Material Cost	Total Cost	% of sub-total	
General Requirements	\$ 40,314	\$ -	\$ 40,314	15.2%	
Appliances	\$ 63	\$ 403	\$ 466	0.2%	
Cabinetry	\$ 2,265	\$ 8,227	\$ 10,491	4.0%	
Countertops	\$ 286	\$ 3,694	\$ 3,980	1.5%	
Demo - Building	\$ 7,023	\$ -	\$ 7,023	2.6%	
Flooring	\$ 20,581	\$ 99,147	\$ 119,728	45.1%	
Furniture	\$ 2,503	\$ 23,160	\$ 25,663	9.7%	
Interior Painter	\$ 32,600	\$ 25,056	\$ 57,657	21.7%	
SUB TOTAL		\$ 105,636	\$ 159,687	\$ 265,323	
		MATERIAL TAX	\$ 15,170	\$ 15,170	9.5%
OVERHEAD AND PROFIT		\$ 19,014.48	\$ 28,743.71	\$ 47,758	18.0%
		Bond Fee	\$ 4,924	\$ 4,924	1.50%
TOTAL BASE BID				\$ 333,176	

For Client's Use Only

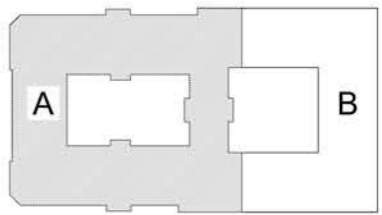
Comparison with Sub-Quotes	
Enter Sub-Quotes here	Difference
	\$ 40,314
	\$ 466
	\$ 10,491
	\$ 3,980
	\$ 7,023
	\$ 119,728
	\$ 25,663
	\$ 57,657
	\$ 265,323
	\$ 15,170
	\$ 47,758
	\$ 4,924
	\$ 333,176



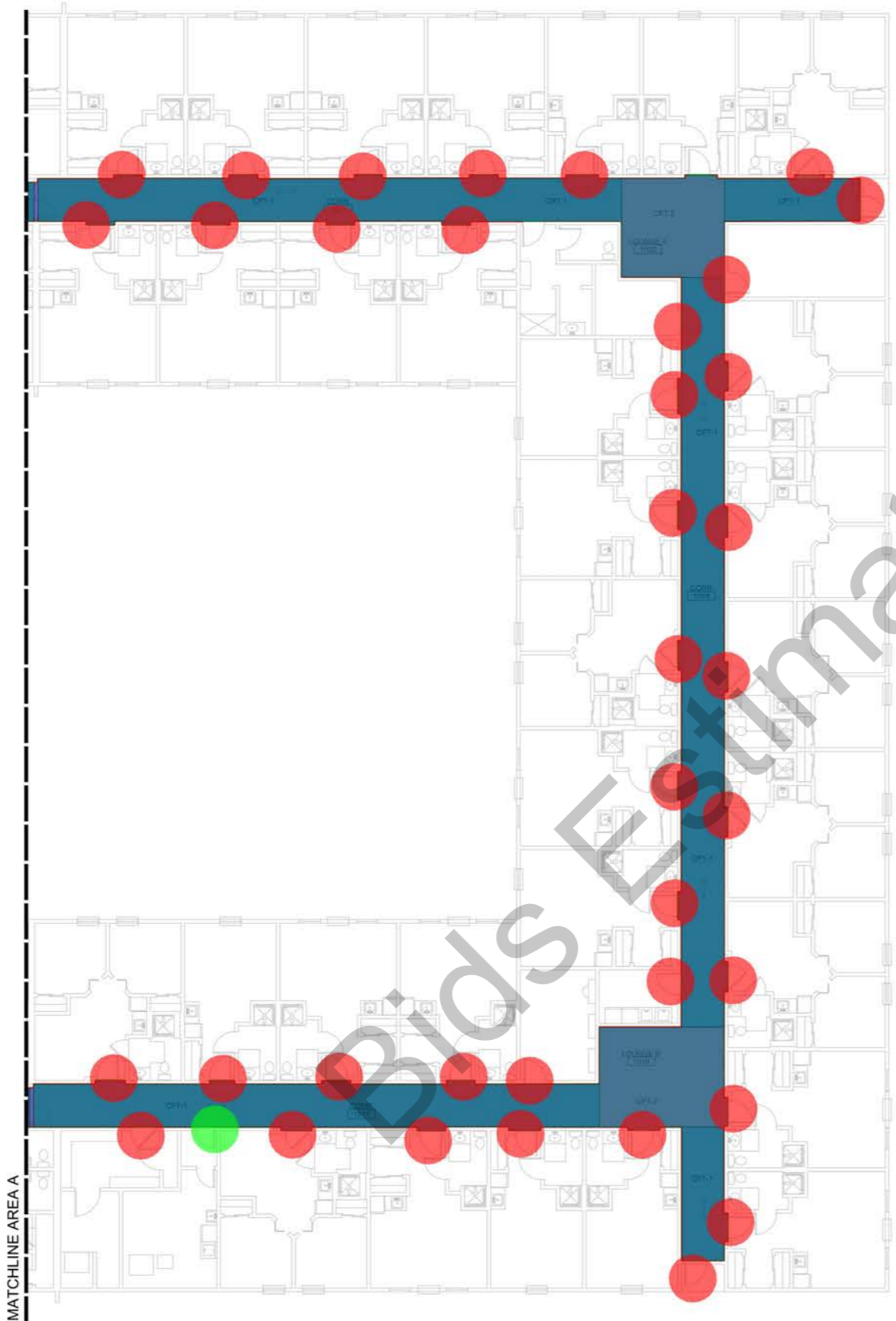
- CPT-1, Flooring
- CPT-2, Flooring
- VP-1, Flooring
- 1'-8" Wide Two Plank Width Border W/ Mitered Corners
- Transition Strip (Carpet To Tile Flooring)
- Threshold
- Transition Strip (Vinyl Plank To Carpet Flooring)
- PA-2, 10H
- PA-5, 10H
- PA-1, 10H
- PA-3, 10H
- PA-1, Paint At Existing Wall Base
- RB-1, Wall Base
- PA-4, Paint At Gypsum Board Ceiling
- PA-1, Paint On 3'-0" x 7'-0" Single Leaf Door With Framing
- PA-1, Paint On 2'-6" x 7'-0" Single Leaf Door With Framing
- PA-1, Paint On 6'-0" x 7'-0" Double Leaf Door With Framing
- PA-1, Paint On 5'-0" x 7'-0" Double Leaf Door With Framing
- PA-1, Paint On 3'-6" x 7'-0" Double Leaf Door With Framing
- Removal Of Chair Railing, Patch And Repair For New Paint
- Removal Of Cabinetry (2'-0" Deep)
- QZ-1 Countertop
- New Cabinetry (2'-0" Deep)- MC1
- Sink
- Solid Surface Countertop
- Refrigerator
- Microwave Oven

3944.0 SQ FT	Blue
1445.6 SQ FT	Teal
2787.8 SQ FT	Light Blue
232.7 FT	Red
124.6 FT	Yellow
2.9 FT	Green
8.6 FT	Purple
547.8 FT	Orange
17.5 FT	Dark Blue
48.1 FT	Light Green
1473.7 FT	Dark Teal
629.1 FT	Light Teal
1197.5 FT	Dark Blue
996.5 SQ FT	Light Blue
60.0 EA	Red
5.0 EA	Yellow
6.0 EA	Green
1.0 EA	Purple
2.0 EA	Orange
21.4 FT	Dark Blue
32.4 SQ FT	Light Green
11.1 FT	Dark Teal
22.2 SQ FT	Light Teal
39.3 FT	Dark Blue
1.0 EA	Light Blue
6.2 SQ FT	Dark Teal
1.0 EA	Light Teal
1.0 EA	Dark Blue

FIRST FLOOR FINISH PLAN - AREA A



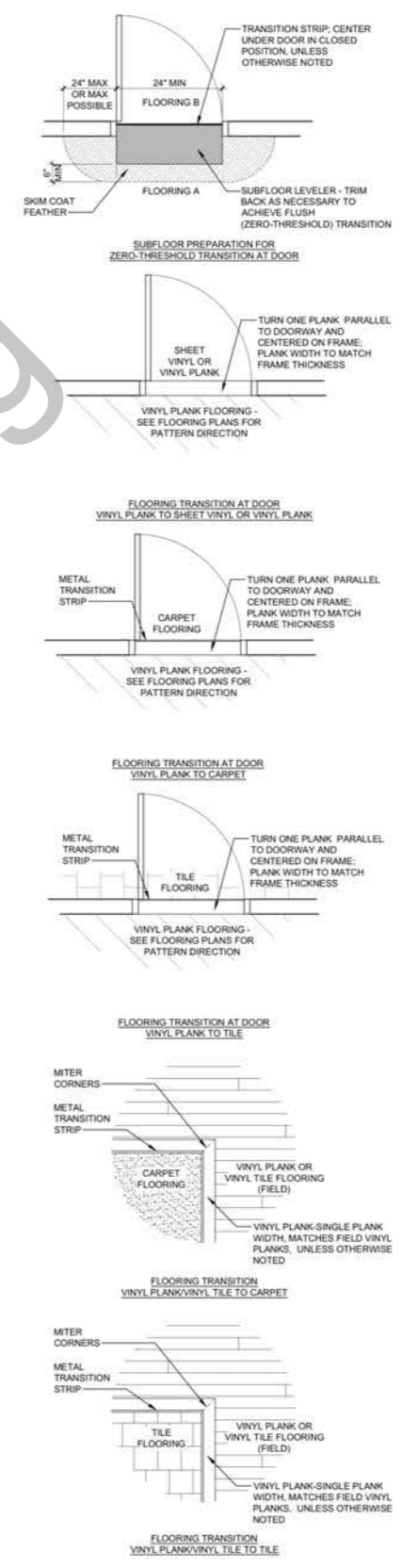
PLAN TRUE KEY PLAN
SCALE: NTS



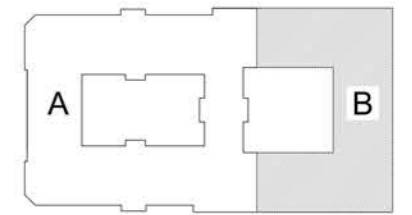
1 FIRST FLOOR FINISH PLAN - AREA B
SCALE: 1/8" = 1'-0"

- CPT-1, Flooring
- CPT-2, Flooring
- Transition Strip (Carpet To Tile Flooring)
- PA-3, 10'H
- RB-1, Wall Base
- PA-4, Paint At Gypsum Board Ceiling
- PA-1, Paint On 3'-0" x 7'-0" Single Leaf Door With Framing
- PA-1, Paint On 2'-6" x 7'-0" Single Leaf Door With Framing

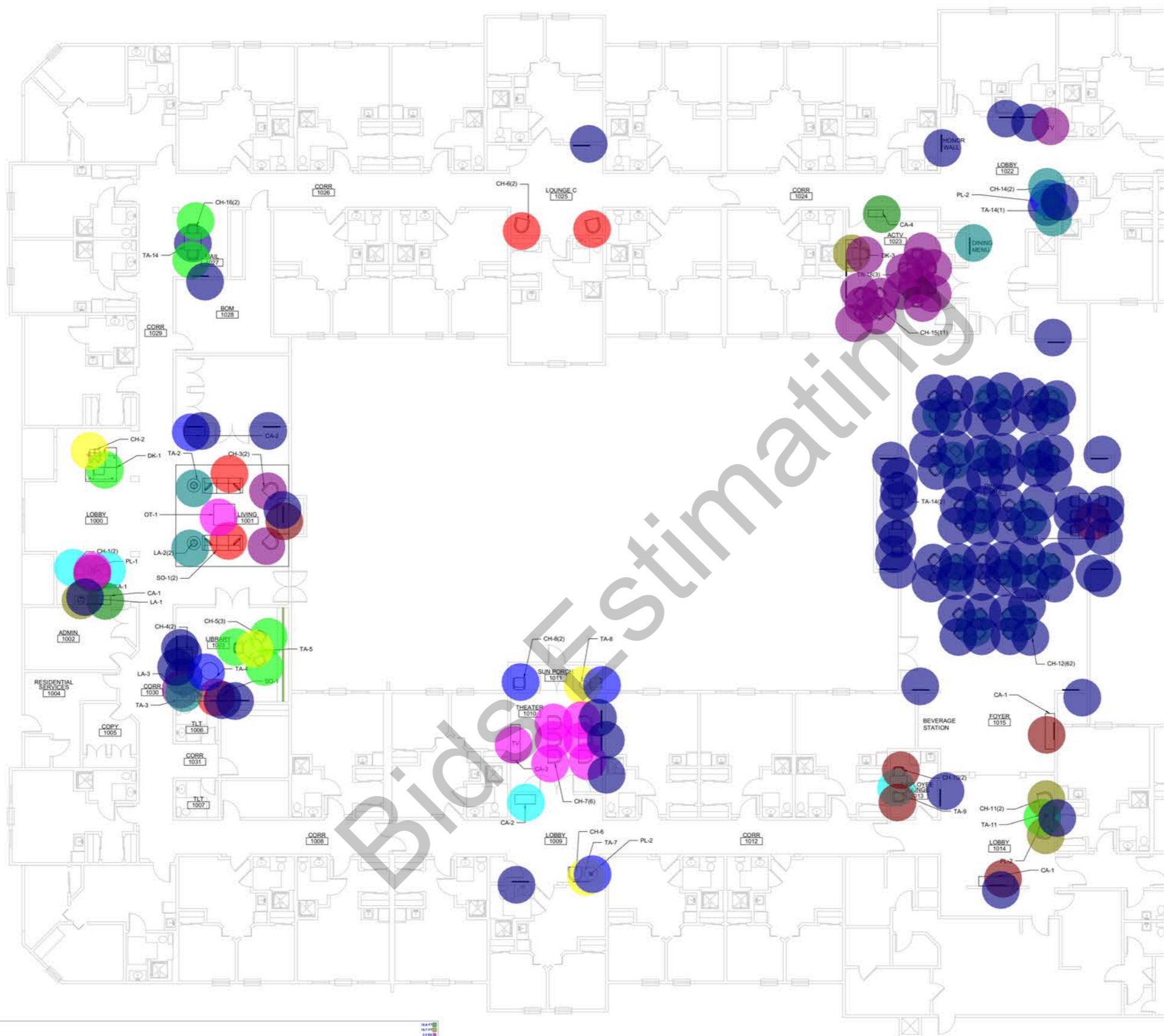
1891.9 SQ FT
449.9 SQ FT
117.9 FT
739.1 FT
622.2 FT
2332.1 SQ FT
37.0 EA
1.0 EA



2 FLOOR TRANSITIONS
SCALE: NTS



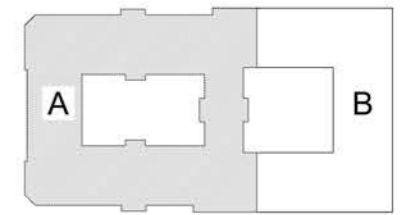
PLAN TRUE KEY PLAN
SCALE: NTS



MATCHLINE AREA B

FIRST FLOOR FURNITURE PLAN - AREA A

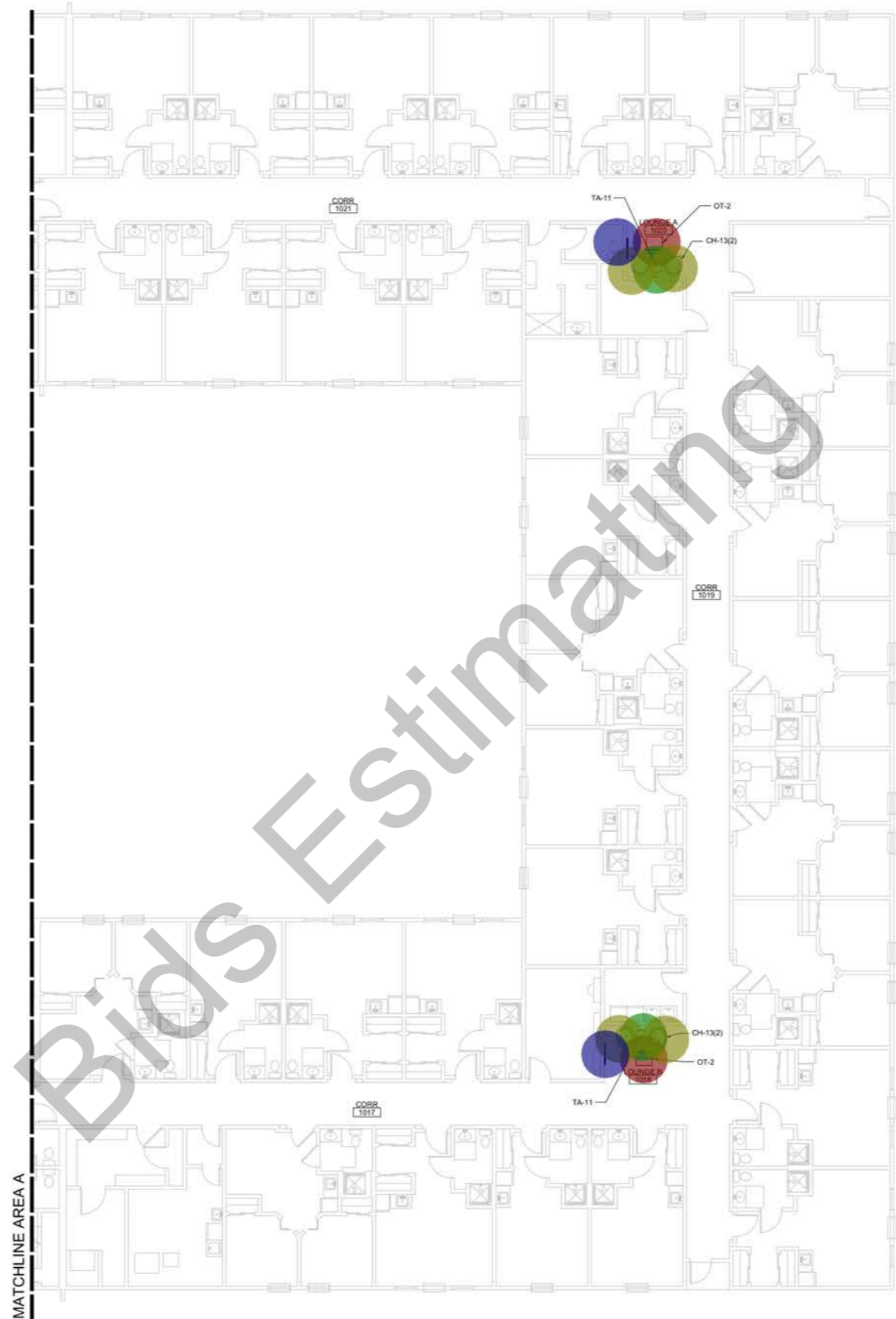
1.00	Chair	1000
1.01	Chair	1001
1.02	Chair	1002
1.03	Chair	1003
1.04	Chair	1004
1.05	Chair	1005
1.06	Chair	1006
1.07	Chair	1007
1.08	Chair	1008
1.09	Chair	1009
1.10	Chair	1010
1.11	Chair	1011
1.12	Chair	1012
1.13	Chair	1013
1.14	Chair	1014
1.15	Chair	1015
1.16	Chair	1016
1.17	Chair	1017
1.18	Chair	1018
1.19	Chair	1019
1.20	Chair	1020
1.21	Chair	1021
1.22	Chair	1022
1.23	Chair	1023
1.24	Chair	1024
1.25	Chair	1025
1.26	Chair	1026
1.27	Chair	1027
1.28	Chair	1028
1.29	Chair	1029
1.30	Chair	1030
1.31	Chair	1031
1.32	Chair	1032
1.33	Chair	1033
1.34	Chair	1034
1.35	Chair	1035
1.36	Chair	1036
1.37	Chair	1037
1.38	Chair	1038
1.39	Chair	1039
1.40	Chair	1040
1.41	Chair	1041
1.42	Chair	1042
1.43	Chair	1043
1.44	Chair	1044
1.45	Chair	1045
1.46	Chair	1046
1.47	Chair	1047
1.48	Chair	1048
1.49	Chair	1049
1.50	Chair	1050
1.51	Chair	1051
1.52	Chair	1052
1.53	Chair	1053
1.54	Chair	1054
1.55	Chair	1055
1.56	Chair	1056
1.57	Chair	1057
1.58	Chair	1058
1.59	Chair	1059
1.60	Chair	1060
1.61	Chair	1061
1.62	Chair	1062
1.63	Chair	1063
1.64	Chair	1064
1.65	Chair	1065
1.66	Chair	1066
1.67	Chair	1067
1.68	Chair	1068
1.69	Chair	1069
1.70	Chair	1070
1.71	Chair	1071
1.72	Chair	1072
1.73	Chair	1073
1.74	Chair	1074
1.75	Chair	1075
1.76	Chair	1076
1.77	Chair	1077
1.78	Chair	1078
1.79	Chair	1079
1.80	Chair	1080
1.81	Chair	1081
1.82	Chair	1082
1.83	Chair	1083
1.84	Chair	1084
1.85	Chair	1085
1.86	Chair	1086
1.87	Chair	1087
1.88	Chair	1088
1.89	Chair	1089
1.90	Chair	1090
1.91	Chair	1091
1.92	Chair	1092
1.93	Chair	1093
1.94	Chair	1094
1.95	Chair	1095
1.96	Chair	1096
1.97	Chair	1097
1.98	Chair	1098
1.99	Chair	1099
2.00	Chair	1100



PLAN TRUE KEY PLAN
SCALE: NTS

ALL INFORMATION CONTAINED HEREIN IS UNCLASSIFIED EXCEPT WHERE SHOWN OTHERWISE. DATE OF DECLASSIFICATION INDEFINITE. AUTHORITY: 50 CFR 172.163 (a), 172.163 (b), 172.163 (c), 172.163 (d), 172.163 (e), 172.163 (f), 172.163 (g), 172.163 (h), 172.163 (i), 172.163 (j), 172.163 (k), 172.163 (l), 172.163 (m), 172.163 (n), 172.163 (o), 172.163 (p), 172.163 (q), 172.163 (r), 172.163 (s), 172.163 (t), 172.163 (u), 172.163 (v), 172.163 (w), 172.163 (x), 172.163 (y), 172.163 (z).

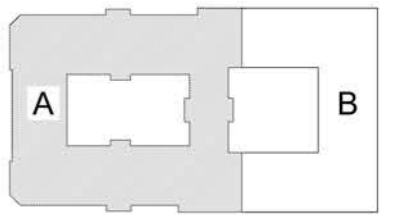
2020 07/24/2020 10:48:27 AM PRINTED BY: 000000



PLAN 1 FIRST FLOOR FURNITURE PLAN - AREA B
 SCALE: 1/8" = 1'-0"

- OT-2, Table
- TA-11, Table
- CH-13, Chair
- 3'-0" Wide (Honor Wall)

- 2.0 EA ●
- 2.0 EA ●
- 4.0 EA ●
- 2.0 EA ●



PLAN TRUE KEY PLAN
 SCALE: NTS